

Stand Activity Summary for Lawrence Board of Education

Filters Applied: County: Lawrence
 Client Class: School Trust Land
 District: Southwest District
 Client: Lawrence Board of Educat
 STR:
 Activity:
 Year: 2012 Through 2021

STR	Strata	Stand	Activity	Acre	Est. Cost	Est. Revenue
2012						
16 6N 20W	0	5	Regeneration, Artificial, Plant, Hand, Loblolly	13	\$1,254.50	\$0.00
16 6N 20W	0	9	Regeneration, Artificial, Plant, Hand, Loblolly	12	\$1,158.00	\$0.00
16 6N 20W	2	7	Vegetation Control, Chemical, MRVM (Mid Rotation Vegetative Mgmt), Machine, Woc	22	\$1,980.00	\$0.00
16 6N 20W	2	8	Vegetation Control, Chemical, MRVM (Mid Rotation Vegetative Mgmt), Machine, Woc	11	\$990.00	\$0.00
16 6N 20W	3	6	Vegetation Control, Chemical, MRVM (Mid Rotation Vegetative Mgmt), Machine, Woc	26	\$2,340.00	\$0.00
16 6N 20W	3	15	Vegetation Control, Chemical, MRVM (Mid Rotation Vegetative Mgmt), Machine, Woc	11	\$959.40	\$0.00
16 7N 10E	1	76	Harvest, Mechanical, Final, Machine, Loblolly	15	\$525.00	\$17,756.25
16 7N 10E	1	88	Harvest, Mechanical, Final, Machine, Loblolly	18	\$630.00	\$3,243.96
16 7N 10E	20	53	Regeneration, Artificial, Plant, Hand, Loblolly	60	\$6,540.00	\$0.00
16 7N 20W	1	44	Harvest, Mechanical, Final, Machine, Loblolly	77	\$2,310.00	\$98,883.40
16 7N 20W	2	20	Harvest, Mechanical, Thin, Machine, Loblolly	4	\$67.20	\$1,018.68
16 7N 20W	2	25	Harvest, Mechanical, Thin, Machine, Loblolly	2	\$40.78	\$618.10
16 7N 20W	2	26	Harvest, Mechanical, Thin, Machine, Loblolly	5	\$82.08	\$1,244.16
16 7N 20W	2	27	Harvest, Mechanical, Thin, Machine, Loblolly	21	\$499.80	\$8,811.60
16 8N 10E	0	15	Regeneration, Artificial, Plant, Hand, Loblolly	26	\$2,730.00	\$0.00
16 8N 20W	0	62	Site Preparation, Chemical, Broadcast, Aerial, Combination	54	\$5,400.00	\$0.00
16 8N 20W	0	64	Site Preparation, Chemical, Broadcast, Aerial, Combination	17	\$1,702.00	\$0.00
16 8N 20W	4	17	Stand Improvement, Mechanical, Pre-Commercial Thin, Machine, Misc Pine	38	\$3,420.00	\$0.00

STR	Strata	Stand	Activity	Acre	Est. Cost	Est. Revenue
16 8N 21W	0	2	Regeneration, Artificial, Plant, Hand, Misc Hardwood	75	\$9,375.00	\$0.00
16 8N 21W	0	2	Site Preparation, Chemical, Broadcast, Aerial, Woody	139	\$10,425.00	\$0.00
16 9N 20W	1	54	Harvest, Mechanical, Final, Machine, Loblolly	3	\$105.00	\$6,992.31
16 9N 20W	3	10	Vegetation Control, Chemical, MRVM (Mid Rotation Vegetative Mgmt), Machine, Woc	68	\$6,120.00	\$0.00
16 9N 20W	3	15	Vegetation Control, Chemical, MRVM (Mid Rotation Vegetative Mgmt), Machine, Woc	32	\$2,880.00	\$0.00
16 9N 20W	3	56	Vegetation Control, Chemical, MRVM (Mid Rotation Vegetative Mgmt), Machine, Woc	15	\$1,340.10	\$0.00
16 9N 20W	4	6	Vegetation Control, Chemical, MRVM (Mid Rotation Vegetative Mgmt), Machine, Woc	91	\$8,190.00	\$0.00
16 9N 20W	4	14	Vegetation Control, Chemical, MRVM (Mid Rotation Vegetative Mgmt), Machine, Woc	41	\$3,690.00	\$0.00
16 9N 20W	4	31	Vegetation Control, Chemical, MRVM (Mid Rotation Vegetative Mgmt), Machine, Woc	19	\$1,710.00	\$0.00
16 9N 20W	4	57	Vegetation Control, Chemical, MRVM (Mid Rotation Vegetative Mgmt), Machine, Woc	65	\$5,872.50	\$0.00

Yearly Totals 980 \$82,336.35 \$138,568.46

2013

16 6N 20W	3	3	Harvest, Mechanical, Thin, Machine, Loblolly	63	\$630.00	\$20,254.50
16 6N 20W	3	4	Harvest, Mechanical, Thin, Machine, Loblolly	26	\$260.00	\$8,359.00
16 6N 20W	3	12	Harvest, Mechanical, Thin, Machine, Loblolly	31	\$310.00	\$9,966.50
16 7N 10E	1	76	Site Preparation, Chemical, Broadcast, Aerial, Combination	15	\$1,500.00	\$0.00
16 7N 10E	1	88	Site Preparation, Chemical, Broadcast, Aerial, Combination	18	\$1,800.00	\$0.00
16 7N 20W	1	44	Site Preparation, Chemical, Broadcast, Aerial, Combination	77	\$7,700.00	\$0.00
16 8N 20W	0	62	Regeneration, Artificial, Plant, Hand, Loblolly	54	\$5,886.00	\$0.00
16 8N 20W	0	64	Regeneration, Artificial, Plant, Hand, Loblolly	17	\$2,553.00	\$0.00
16 8N 20W	2	4	Vegetation Control, Chemical, MRVM (Mid Rotation Vegetative Mgmt), Machine, Woc	18	\$1,586.70	\$0.00
16 8N 20W	2	6	Vegetation Control, Chemical, MRVM (Mid Rotation Vegetative Mgmt), Machine, Woc	12	\$1,080.00	\$0.00
16 8N 20W	2	10	Vegetation Control, Chemical, MRVM (Mid Rotation Vegetative Mgmt), Machine, Woc	6	\$511.20	\$0.00

STR	Strata	Stand	Activity	Acre	Est. Cost	Est. Revenue
16 8N 20W	2	12	Vegetation Control, Chemical, MRVM (Mid Rotation Vegetative Mgmt), Machine, Woc	7	\$667.80	\$0.00
16 8N 20W	2	14	Vegetation Control, Chemical, MRVM (Mid Rotation Vegetative Mgmt), Machine, Woc	9	\$798.30	\$0.00
16 8N 20W	2	25	Vegetation Control, Chemical, MRVM (Mid Rotation Vegetative Mgmt), Machine, Woc	10	\$938.70	\$0.00
16 8N 20W	2	29	Vegetation Control, Chemical, MRVM (Mid Rotation Vegetative Mgmt), Machine, Woc	9	\$797.40	\$0.00
16 8N 20W	2	31	Vegetation Control, Chemical, MRVM (Mid Rotation Vegetative Mgmt), Machine, Woc	9	\$766.80	\$0.00
16 8N 20W	2	34	Vegetation Control, Chemical, MRVM (Mid Rotation Vegetative Mgmt), Machine, Woc	6	\$531.00	\$0.00
16 8N 20W	2	36	Vegetation Control, Chemical, MRVM (Mid Rotation Vegetative Mgmt), Machine, Woc	2	\$174.60	\$0.00
16 8N 20W	2	38	Vegetation Control, Chemical, MRVM (Mid Rotation Vegetative Mgmt), Machine, Woc	2	\$209.70	\$0.00
16 8N 20W	2	57	Vegetation Control, Chemical, MRVM (Mid Rotation Vegetative Mgmt), Machine, Woc	3	\$273.60	\$0.00
16 9N 20W	1	49	Site Preparation, Chemical, Broadcast, Aerial, Combination	72	\$7,947.50	\$0.00
16 9N 20W	1	54	Site Preparation, Chemical, Broadcast, Aerial, Combination	3	\$330.00	\$0.00
16 9N 21W	1	32	Harvest, Mechanical, Final, Machine, Loblolly	188	\$6,580.00	\$248,545.40
16 9N 21W	2	3	Harvest, Mechanical, Thin, Machine, Loblolly	58	\$1,450.00	\$52,834.52
16 9N 21W	2	7	Harvest, Mechanical, Thin, Machine, Loblolly	7	\$210.00	\$6,376.58
16 9N 21W	2	9	Harvest, Mechanical, Thin, Machine, Loblolly	16	\$480.00	\$14,575.04

Yearly Totals 738 \$45,972.30 \$360,911.54

2014

16 7N 10E	1	59	Harvest, Mechanical, Final, Machine, Loblolly	44	\$1,540.00	\$19,499.92
16 7N 10E	1	61	Harvest, Mechanical, Final, Machine, Loblolly	78	\$2,730.00	\$33,564.96
16 7N 10E	1	76	Regeneration, Artificial, Plant, Hand, Loblolly	15	\$1,575.00	\$0.00
16 7N 10E	1	88	Regeneration, Artificial, Plant, Hand, Loblolly	18	\$1,890.00	\$0.00
16 7N 20W	1	44	Regeneration, Artificial, Plant, Hand, Loblolly	77	\$17,325.00	\$0.00
16 7N 20W	2	20	Vegetation Control, Chemical, MRVM (Mid Rotation Vegetative Mgmt), Machine, Woc	4	\$360.00	\$0.00

STR	Strata	Stand	Activity	Acre	Est. Cost	Est. Revenue
16 7N 20W	2	25	Vegetation Control, Chemical, MRVM (Mid Rotation Vegetative Mgmt), Machine, Woc	2	\$209.70	\$0.00
16 7N 20W	2	26	Vegetation Control, Chemical, MRVM (Mid Rotation Vegetative Mgmt), Machine, Woc	5	\$422.10	\$0.00
16 7N 20W	2	27	Vegetation Control, Chemical, MRVM (Mid Rotation Vegetative Mgmt), Machine, Woc	21	\$1,890.00	\$0.00
16 7N 20W	3	13	Vegetation Control, Chemical, MRVM (Mid Rotation Vegetative Mgmt), Machine, Woc	32	\$2,720.00	\$0.00
16 9N 20W	1	49	Regeneration, Artificial, Plant, Hand, Loblolly	72	\$9,392.50	\$0.00
16 9N 20W	1	54	Regeneration, Artificial, Plant, Hand, Loblolly	3	\$390.00	\$0.00
Yearly Totals				371	\$40,444.30	\$53,064.88

2015

16 6N 20W	1	14	Harvest, Mechanical, Thin, Machine, Loblolly	179	\$5,370.00	\$154,763.40
16 6N 20W	3	3	Vegetation Control, Chemical, MRVM (Mid Rotation Vegetative Mgmt), Machine, Woc	63	\$5,630.40	\$0.00
16 6N 20W	3	4	Vegetation Control, Chemical, MRVM (Mid Rotation Vegetative Mgmt), Machine, Woc	26	\$2,323.80	\$0.00
16 7N 10E	1	59	Site Preparation, Chemical, Broadcast, Aerial, Combination	44	\$4,400.00	\$0.00
16 7N 10E	1	61	Site Preparation, Chemical, Broadcast, Aerial, Combination	78	\$7,800.00	\$0.00
16 8N 10E	3	40	Technical, Maintain, Update, Hand, Management Plan	45	\$90.00	\$0.00
16 8N 20W	1	61	Harvest, Mechanical, Final, Machine, Loblolly	79	\$2,777.95	\$107,030.45
16 9N 20W	1	28	Harvest, Mechanical, Final, Machine, Loblolly	98	\$3,430.00	\$54,452.72
16 9N 20W	1	49	Harvest, Mechanical, Final, Machine, Loblolly	72	\$2,520.00	\$167,815.44
16 9N 20W	2	2	Harvest, Mechanical, Thin, Machine, Loblolly	92	\$644.00	\$27,211.76
Yearly Totals				776	\$34,986.15	\$511,273.77

2016

16 7N 10E	1	56	Harvest, Mechanical, Thin, Machine, Loblolly	9	\$315.00	\$2,266.74
16 7N 10E	1	59	Regeneration, Artificial, Plant, Hand, Loblolly	44	\$4,620.00	\$0.00
16 7N 10E	1	61	Regeneration, Artificial, Plant, Hand, Loblolly	78	\$8,190.00	\$0.00

STR	Strata	Stand	Activity	Acre	Est. Cost	Est. Revenue
16 7N 10E	1	65	Harvest, Mechanical, Thin, Machine, Loblolly	8	\$280.00	\$3,966.72
16 7N 10E	1	68	Harvest, Mechanical, Final, Machine, Loblolly	9	\$315.00	\$5,169.78
16 7N 10E	1	87	Harvest, Mechanical, Final, Machine, Loblolly	87	\$3,045.00	\$44,159.46
16 7N 10E	1	89	Harvest, Mechanical, Final, Machine, Loblolly	46	\$1,610.00	\$18,446.92
16 7N 10E	2	52	Harvest, Mechanical, Thin, Machine, Loblolly	8	\$252.48	\$4,821.74
16 7N 10E	3	7	Harvest, Mechanical, Thin, Machine, Loblolly	55	\$763.56	\$30,386.42
16 7N 10E	3	17	Harvest, Mechanical, Thin, Machine, Loblolly	8	\$106.68	\$4,245.41
16 7N 10E	4	5	Harvest, Mechanical, Thin, Machine, Loblolly	25	\$300.00	\$6,463.00
16 7N 20W	0	40	Technical, Establish, Cruise, Hand, Inventory	67	\$134.00	\$0.00
16 7N 20W	1	28	Harvest, Mechanical, Final, Machine, Loblolly	5	\$300.00	\$9,373.50
16 7N 20W	1	34	Harvest, Mechanical, Final, Machine, Loblolly	120	\$3,600.00	\$154,903.20
16 8N 10E	1	6	Harvest, Mechanical, Final, Machine, Loblolly	21	\$735.00	\$13,839.00
16 8N 10E	1	25	Harvest, Mechanical, Final, Machine, Loblolly	23	\$805.00	\$17,120.51
16 8N 20W	1	61	Site Preparation, Chemical, Broadcast, Aerial, Combination	79	\$7,937.00	\$0.00
16 9N 20W	1	28	Site Preparation, Chemical, Broadcast, Aerial, Combination	98	\$9,800.00	\$0.00

Yearly Totals 789 \$43,108.72 \$315,162.39

2017

16 6N 20W	1	13	Harvest, Mechanical, Final, Machine, Loblolly	128	\$3,840.00	\$130,145.28
16 6N 20W	2	7	Harvest, Mechanical, Thin, Machine, Loblolly	22	\$2,640.00	\$8,516.64
16 6N 20W	2	8	Harvest, Mechanical, Thin, Machine, Loblolly	11	\$1,430.00	\$4,258.32
16 6N 20W	3	6	Harvest, Mechanical, Thin, Machine, Loblolly	26	\$258.00	\$8,294.70
16 6N 20W	3	15	Harvest, Mechanical, Thin, Machine, Loblolly	11	\$110.00	\$3,536.50
16 7N 10E	1	87	Site Preparation, Chemical, Broadcast, Aerial, Combination	87	\$8,700.00	\$0.00

STR	Strata	Stand	Activity	Acre	Est. Cost	Est. Revenue
16 7N 10E	1	89	Site Preparation, Chemical, Broadcast, Aerial, Combination	46	\$5,750.00	\$0.00
16 7N 20W	1	28	Site Preparation, Chemical, Broadcast, Aerial, Woody	5	\$500.00	\$0.00
16 7N 20W	1	34	Site Preparation, Chemical, Broadcast, Aerial, Combination	120	\$12,000.00	\$0.00
16 7N 20W	1	42	Harvest, Mechanical, Final, Machine, Loblolly	84	\$2,512.80	\$110,395.68
16 7N 20W	3	13	Harvest, Mechanical, Thin, Machine, Loblolly	32	\$800.00	\$5,890.56
16 8N 20W	1	61	Regeneration, Artificial, Plant, Hand, Loblolly	79	\$11,905.50	\$0.00
16 8N 20W	1	65	Harvest, Mechanical, Final, Machine, Loblolly	108	\$3,780.00	\$138,693.60
16 9N 20W	1	28	Regeneration, Artificial, Plant, Hand, Loblolly	98	\$24,500.00	\$0.00
16 9N 20W	2	2	Vegetation Control, Chemical, MRVM (Mid Rotation Vegetative Mgmt), Machine, Wood	92	\$8,280.00	\$0.00

Yearly Totals

949 \$87,006.30 \$409,731.28

2018

16 6N 20W	1	13	Site Preparation, Chemical, Broadcast, Aerial, Combination	128	\$12,800.00	\$0.00
16 7N 10E	1	87	Regeneration, Artificial, Plant, Hand, Loblolly	87	\$9,135.00	\$0.00
16 7N 10E	1	89	Regeneration, Artificial, Plant, Hand, Loblolly	46	\$5,290.00	\$0.00
16 7N 20W	1	28	Regeneration, Artificial, Plant, Hand, Loblolly	5	\$575.00	\$0.00
16 7N 20W	1	34	Regeneration, Artificial, Plant, Hand, Loblolly	120	\$15,000.00	\$0.00
16 7N 20W	1	42	Site Preparation, Chemical, Broadcast, Aerial, Combination	84	\$8,400.00	\$0.00
16 7N 20W	1	43	Harvest, Mechanical, Final, Machine, Loblolly	96	\$2,880.00	\$126,528.00
16 8N 10E	1	18	Technical, Maintain, Update, Hand, Management Plan	7	\$14.00	\$0.00
16 8N 10E	1	22	Harvest, Mechanical, Thin, Machine, Loblolly	60	\$1,620.00	\$34,997.40
16 8N 10E	4	33	Harvest, Mechanical, Thin, Machine, Loblolly	7	\$175.00	\$1,800.40
16 8N 20W	0	63	Harvest, Mechanical, Final, Machine, Loblolly	81	\$2,430.00	\$26,041.50
16 9N 21W	3	18	Technical, Maintain, Update, Hand, Management Plan	2	\$2.00	\$0.00

STR	Strata	Stand	Activity	Acre	Est. Cost	Est. Revenue
16 9N 21W	3	27	Technical, Maintain, Update, Hand, Management Plan	18	\$18.00	\$0.00
16 9N 21W	3	29	Technical, Maintain, Update, Hand, Management Plan	4	\$4.00	\$0.00
16 9N 21W	3	34	Technical, Maintain, Update, Hand, Management Plan	5	\$5.00	\$0.00

Yearly Totals 750 \$58,348.00 \$189,367.30

2019

16 6N 11E	1	11	Harvest, Mechanical, Thin, Machine, Loblolly	32	\$800.00	\$3,616.64
16 6N 11E	1	16	Harvest, Mechanical, Thin, Machine, Loblolly	12	\$300.00	\$1,356.24
16 6N 11E	1	19	Technical, Maintain, Re-Cruise, Hand, Inventory	3	\$6.00	\$0.00
16 6N 20W	1	13	Regeneration, Artificial, Plant, Hand, Loblolly	128	\$16,000.00	\$0.00
16 7N 20W	1	42	Regeneration, Artificial, Plant, Hand, Loblolly	84	\$10,500.00	\$0.00
16 7N 20W	1	43	Site Preparation, Chemical, Broadcast, Aerial, Combination	96	\$9,600.00	\$0.00
16 8N 10E	1	57	Harvest, Mechanical, Regeneration, Machine, Loblolly	119	\$4,165.00	\$174,809.81
16 9N 20W	3	10	Harvest, Mechanical, Thin, Machine, Loblolly	68	\$474.95	\$20,068.67
16 9N 20W	3	15	Harvest, Mechanical, Thin, Machine, Loblolly	32	\$223.37	\$9,438.34
16 9N 20W	3	56	Harvest, Mechanical, Thin, Machine, Loblolly	15	\$105.00	\$4,436.70
16 9N 20W	4	6	Harvest, Mechanical, Thin, Machine, Loblolly	91	\$1,183.00	\$32,332.30
16 9N 20W	4	14	Harvest, Mechanical, Thin, Machine, Loblolly	41	\$533.78	\$14,588.62
16 9N 20W	4	31	Harvest, Mechanical, Thin, Machine, Loblolly	19	\$244.92	\$6,693.85
16 9N 20W	4	57	Harvest, Mechanical, Thin, Machine, Loblolly	65	\$455.00	\$19,225.70
16 9N 20W	5	22	Harvest, Mechanical, Thin, Machine, Loblolly	10	\$250.00	\$3,215.00

Yearly Totals 815 \$44,841.02 \$289,781.87

2020

16 7N 10E	1	72	Harvest, Mechanical, Final, Machine, Loblolly	36	\$1,260.00	\$21,385.44
-----------	---	----	---	----	------------	-------------

STR	Strata	Stand	Activity	Acre	Est. Cost	Est. Revenue
16 7N 20W	1	43	Regeneration, Artificial, Plant, Hand, Loblolly	96	\$12,000.00	\$0.00
16 8N 10E	1	57	Site Preparation, Chemical, Broadcast, Aerial, Combination	119	\$11,900.00	\$0.00
16 8N 10E	1	59	Harvest, Mechanical, Regeneration, Machine, Loblolly	152	\$5,334.00	\$246,636.54
16 8N 20W	1	59	Harvest, Mechanical, Final, Machine, Loblolly	147	\$5,145.00	\$198,229.50
16 8N 20W	2	4	Harvest, Mechanical, Thin, Machine, Loblolly	18	\$440.75	\$3,753.43
16 8N 20W	2	6	Harvest, Mechanical, Thin, Machine, Loblolly	12	\$312.25	\$2,659.12
16 8N 20W	2	10	Harvest, Mechanical, Thin, Machine, Loblolly	6	\$142.00	\$1,209.27
16 8N 20W	2	12	Harvest, Mechanical, Thin, Machine, Loblolly	7	\$175.00	\$1,490.30
16 8N 20W	2	14	Harvest, Mechanical, Thin, Machine, Loblolly	9	\$221.75	\$1,888.42
16 8N 20W	2	25	Harvest, Mechanical, Thin, Machine, Loblolly	10	\$260.75	\$2,220.55
16 8N 20W	2	29	Harvest, Mechanical, Thin, Machine, Loblolly	9	\$221.50	\$1,886.29
16 8N 20W	2	31	Harvest, Mechanical, Thin, Machine, Loblolly	9	\$213.00	\$1,813.91
16 8N 20W	2	34	Harvest, Mechanical, Thin, Machine, Loblolly	6	\$147.50	\$1,256.11
16 8N 20W	2	36	Harvest, Mechanical, Thin, Machine, Loblolly	2	\$48.50	\$413.03
16 8N 20W	2	38	Harvest, Mechanical, Thin, Machine, Loblolly	2	\$58.25	\$496.06
16 8N 20W	2	42	Harvest, Mechanical, Thin, Machine, Loblolly	1	\$32.75	\$278.90
16 8N 20W	2	57	Harvest, Mechanical, Thin, Machine, Loblolly	3	\$76.00	\$647.22
16 8N 20W	4	19	Harvest, Mechanical, Thin, Machine, Loblolly	4	\$72.00	\$1,028.80

Yearly Totals 648 \$38,061.00 \$487,292.88

2021

16 6N 11E	3	20	Harvest, Mechanical, Final, Machine, Loblolly	67	\$2,345.00	\$31,211.28
16 7N 10E	0	54	Technical, Establish, Cruise, Hand, Inventory	21	\$42.00	\$0.00
16 7N 10E	1	57	Harvest, Mechanical, Final, Machine, Loblolly	61	\$2,135.00	\$33,315.76

STR	Strata	Stand	Activity	Acre	Est. Cost	Est. Revenue
16 7N 10E	1	63	Harvest, Mechanical, Thin, Machine, Loblolly	39	\$1,365.00	\$23,833.68
16 7N 20W	1	45	Harvest, Mechanical, Final, Machine, Loblolly	118	\$3,540.00	\$151,535.60
16 8N 10E	1	56	Harvest, Mechanical, Regeneration, Machine, Loblolly	76	\$2,660.00	\$111,643.24
16 8N 10E	1	57	Regeneration, Artificial, Plant, Hand, Loblolly	119	\$12,495.00	\$0.00
16 8N 10E	1	59	Site Preparation, Chemical, Broadcast, Aerial, Combination	152	\$15,240.00	\$0.00
16 8N 10E	2	17	Harvest, Mechanical, Thin, Machine, Loblolly	15	\$375.00	\$7,043.40
16 8N 10E	2	24	Harvest, Mechanical, Thin, Machine, Loblolly	15	\$375.00	\$7,043.40
16 8N 10E	2	51	Harvest, Mechanical, Thin, Machine, Loblolly	16	\$400.00	\$5,139.84
16 8N 20W	1	59	Site Preparation, Chemical, Broadcast, Aerial, Combination	147	\$14,700.00	\$0.00
16 8N 20W	4	17	Technical, Maintain, Re-Cruise, Hand, Inventory	38	\$76.00	\$0.00
Yearly Totals				884	\$55,748.00	\$370,766.20
Grand Totals				7.700	\$530,852.14	\$3,125,920.57

Stand Activity Summary for Lawrence Board of Education

Filters Applied: County: Lawrence
 Client Class: School Trust Land
 District: Southwest District
 Client: Lawrence Board of Educat
 STR:
 Activity: Harvest
 Year: 2012 Through 2021

STR	Strata	Stand	Activity	Acre	Est. Cost	Est. Revenue
2012						
16 7N 10E	1	76	Harvest, Mechanical, Final, Machine, Loblolly	15	\$525.00	\$17,756.25
16 7N 10E	1	88	Harvest, Mechanical, Final, Machine, Loblolly	18	\$630.00	\$3,243.96
16 7N 20W	1	44	Harvest, Mechanical, Final, Machine, Loblolly	77	\$2,310.00	\$98,883.40
16 7N 20W	2	20	Harvest, Mechanical, Thin, Machine, Loblolly	4	\$67.20	\$1,018.68
16 7N 20W	2	25	Harvest, Mechanical, Thin, Machine, Loblolly	2	\$40.78	\$618.10
16 7N 20W	2	26	Harvest, Mechanical, Thin, Machine, Loblolly	5	\$82.08	\$1,244.16
16 7N 20W	2	27	Harvest, Mechanical, Thin, Machine, Loblolly	21	\$499.80	\$8,811.60
16 9N 20W	1	54	Harvest, Mechanical, Final, Machine, Loblolly	3	\$105.00	\$6,992.31
Yearly Totals				145	\$4,259.85	\$138,568.46
2013						
16 6N 20W	3	3	Harvest, Mechanical, Thin, Machine, Loblolly	63	\$630.00	\$20,254.50
16 6N 20W	3	4	Harvest, Mechanical, Thin, Machine, Loblolly	26	\$260.00	\$8,359.00
16 6N 20W	3	12	Harvest, Mechanical, Thin, Machine, Loblolly	31	\$310.00	\$9,966.50
16 9N 21W	1	32	Harvest, Mechanical, Final, Machine, Loblolly	188	\$6,580.00	\$248,545.40
16 9N 21W	2	3	Harvest, Mechanical, Thin, Machine, Loblolly	58	\$1,450.00	\$52,834.52
16 9N 21W	2	7	Harvest, Mechanical, Thin, Machine, Loblolly	7	\$210.00	\$6,376.58
16 9N 21W	2	9	Harvest, Mechanical, Thin, Machine, Loblolly	16	\$480.00	\$14,575.04
Yearly Totals				389	\$9,920.00	\$360,911.54

STR	Strata	Stand	Activity	Acre	Est. Cost	Est. Revenue
2014						
16 7N 10E	1	59	Harvest, Mechanical, Final, Machine, Loblolly	44	\$1,540.00	\$19,499.92
16 7N 10E	1	61	Harvest, Mechanical, Final, Machine, Loblolly	78	\$2,730.00	\$33,564.96
Yearly Totals				122	\$4,270.00	\$53,064.88
2015						
16 6N 20W	1	14	Harvest, Mechanical, Thin, Machine, Loblolly	179	\$5,370.00	\$154,763.40
16 8N 20W	1	61	Harvest, Mechanical, Final, Machine, Loblolly	79	\$2,777.95	\$107,030.45
16 9N 20W	1	28	Harvest, Mechanical, Final, Machine, Loblolly	98	\$3,430.00	\$54,452.72
16 9N 20W	1	49	Harvest, Mechanical, Final, Machine, Loblolly	72	\$2,520.00	\$167,815.44
16 9N 20W	2	2	Harvest, Mechanical, Thin, Machine, Loblolly	92	\$644.00	\$27,211.76
Yearly Totals				520	\$14,741.95	\$511,273.77
2016						
16 7N 10E	1	56	Harvest, Mechanical, Thin, Machine, Loblolly	9	\$315.00	\$2,266.74
16 7N 10E	1	65	Harvest, Mechanical, Thin, Machine, Loblolly	8	\$280.00	\$3,966.72
16 7N 10E	1	68	Harvest, Mechanical, Final, Machine, Loblolly	9	\$315.00	\$5,169.78
16 7N 10E	1	87	Harvest, Mechanical, Final, Machine, Loblolly	87	\$3,045.00	\$44,159.46
16 7N 10E	1	89	Harvest, Mechanical, Final, Machine, Loblolly	46	\$1,610.00	\$18,446.92
16 7N 10E	2	52	Harvest, Mechanical, Thin, Machine, Loblolly	8	\$252.48	\$4,821.74
16 7N 10E	3	7	Harvest, Mechanical, Thin, Machine, Loblolly	55	\$763.56	\$30,386.42
16 7N 10E	3	17	Harvest, Mechanical, Thin, Machine, Loblolly	8	\$106.68	\$4,245.41
16 7N 10E	4	5	Harvest, Mechanical, Thin, Machine, Loblolly	25	\$300.00	\$6,463.00
16 7N 20W	1	28	Harvest, Mechanical, Final, Machine, Loblolly	5	\$300.00	\$9,373.50
16 7N 20W	1	34	Harvest, Mechanical, Final, Machine, Loblolly	120	\$3,600.00	\$154,903.20
16 8N 10E	1	6	Harvest, Mechanical, Final, Machine, Loblolly	21	\$735.00	\$13,839.00

STR	Strata	Stand	Activity	Acre	Est. Cost	Est. Revenue
16 8N 10E	1	25	Harvest, Mechanical, Final, Machine, Loblolly	23	\$805.00	\$17,120.51
Yearly Totals				423	\$12,427.72	\$315,162.39
2017						
16 6N 20W	1	13	Harvest, Mechanical, Final, Machine, Loblolly	128	\$3,840.00	\$130,145.28
16 6N 20W	2	7	Harvest, Mechanical, Thin, Machine, Loblolly	22	\$2,640.00	\$8,516.64
16 6N 20W	2	8	Harvest, Mechanical, Thin, Machine, Loblolly	11	\$1,430.00	\$4,258.32
16 6N 20W	3	6	Harvest, Mechanical, Thin, Machine, Loblolly	26	\$258.00	\$8,294.70
16 6N 20W	3	15	Harvest, Mechanical, Thin, Machine, Loblolly	11	\$110.00	\$3,536.50
16 7N 20W	1	42	Harvest, Mechanical, Final, Machine, Loblolly	84	\$2,512.80	\$110,395.68
16 7N 20W	3	13	Harvest, Mechanical, Thin, Machine, Loblolly	32	\$800.00	\$5,890.56
16 8N 20W	1	65	Harvest, Mechanical, Final, Machine, Loblolly	108	\$3,780.00	\$138,693.60
Yearly Totals				422	\$15,370.80	\$409,731.28
2018						
16 7N 20W	1	43	Harvest, Mechanical, Final, Machine, Loblolly	96	\$2,880.00	\$126,528.00
16 8N 10E	1	22	Harvest, Mechanical, Thin, Machine, Loblolly	60	\$1,620.00	\$34,997.40
16 8N 10E	4	33	Harvest, Mechanical, Thin, Machine, Loblolly	7	\$175.00	\$1,800.40
16 8N 20W	0	63	Harvest, Mechanical, Final, Machine, Loblolly	81	\$2,430.00	\$26,041.50
Yearly Totals				244	\$7,105.00	\$189,367.30
2019						
16 6N 11E	1	11	Harvest, Mechanical, Thin, Machine, Loblolly	32	\$800.00	\$3,616.64
16 6N 11E	1	16	Harvest, Mechanical, Thin, Machine, Loblolly	12	\$300.00	\$1,356.24
16 8N 10E	1	57	Harvest, Mechanical, Regeneration, Machine, Loblolly	119	\$4,165.00	\$174,809.81
16 9N 20W	3	10	Harvest, Mechanical, Thin, Machine, Loblolly	68	\$474.95	\$20,068.67
16 9N 20W	3	15	Harvest, Mechanical, Thin, Machine, Loblolly	32	\$223.37	\$9,438.34

STR	Strata	Stand	Activity	Acre	Est. Cost	Est. Revenue
16 8N 20W	2	57	Harvest, Mechanical, Thin, Machine, Loblolly	3	\$76.00	\$647.22
16 8N 20W	4	19	Harvest, Mechanical, Thin, Machine, Loblolly	4	\$72.00	\$1,028.80
Yearly Totals				433	\$14,161.00	\$487,292.88
2021						
16 6N 11E	3	20	Harvest, Mechanical, Final, Machine, Loblolly	67	\$2,345.00	\$31,211.28
16 7N 10E	1	57	Harvest, Mechanical, Final, Machine, Loblolly	61	\$2,135.00	\$33,315.76
16 7N 10E	1	63	Harvest, Mechanical, Thin, Machine, Loblolly	39	\$1,365.00	\$23,833.68
16 7N 20W	1	45	Harvest, Mechanical, Final, Machine, Loblolly	118	\$3,540.00	\$151,535.60
16 8N 10E	1	56	Harvest, Mechanical, Regeneration, Machine, Loblolly	76	\$2,660.00	\$111,643.24
16 8N 10E	2	17	Harvest, Mechanical, Thin, Machine, Loblolly	15	\$375.00	\$7,043.40
16 8N 10E	2	24	Harvest, Mechanical, Thin, Machine, Loblolly	15	\$375.00	\$7,043.40
16 8N 10E	2	51	Harvest, Mechanical, Thin, Machine, Loblolly	16	\$400.00	\$5,139.84
Yearly Totals				407	\$13,195.00	\$370,766.20
Grand Totals				3,609	\$104,186.34	\$3,125,920.57

Property Activities Report

Filters Applied: County: Lawrence
 Client Class: School Trust Land
 District: Southwest District
 Client: Lawrence Board of Educat
 STR:
 Year: 2012 Through 2021

Client Name	Plan Year	STR	Act. Name	Method	Practice	Application	Est. Cost	Act. Object	Est. Miles
Lawrence Board of Education									
2012									
16 6N 11E									
Property Activities									
				Maintain	Paint	Hand	\$267.83	Property Boundary	2.029
Totals							\$267.83		2.029
16 6N 20W									
Property Activities									
				Maintain	Paint	Hand	\$317.99	Property Boundary	4.015
Totals							\$317.99		4.015
Summary for 'PlanYear' = 2012									
Totals							\$585.82		6.044
2013									
16 7N 20W									
Property Activities									
				Maintain	Paint	Hand	\$316.80	Property Boundary	4
Totals							\$316.80		4
Summary for 'PlanYear' = 2013									
Totals							\$316.80		4
2014									
16 8N 10E									
Property Activities									
				Maintain	Paint	Hand	\$316.80	Property Boundary	4

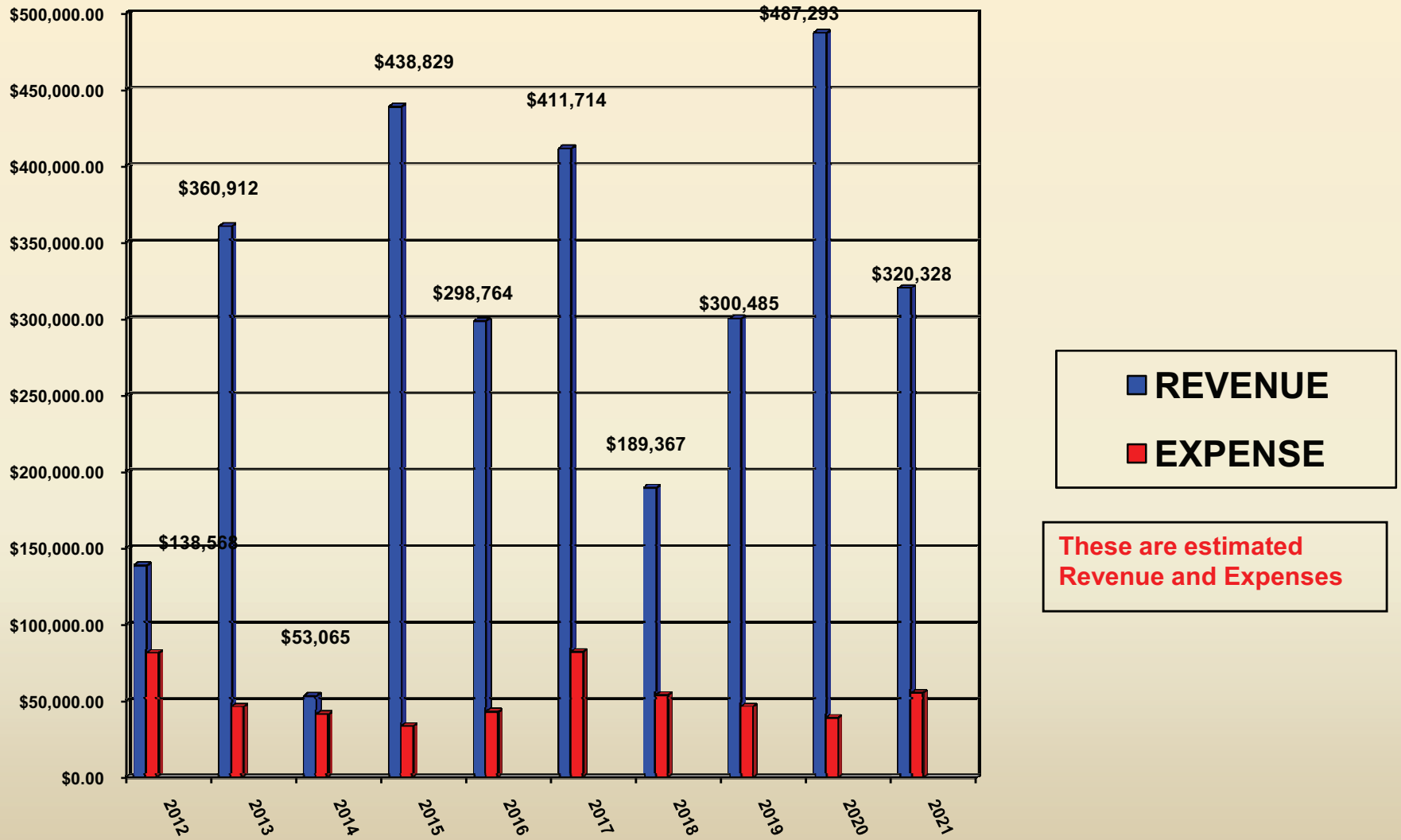
Client Name	Plan Year	STR	Act. Name	Method	Practice	Application	Est. Cost	Act. Object	Est. Miles
						Totals	\$316.80		4
		16 8N 20W							
			Property Activities						
				Maintain	Paint	Hand	\$528.13	Property Boundary	4.001
						Totals	\$528.13		4.001
		16 8N 21W							
			Property Activities						
				Maintain	Paint	Hand	\$0.00	Property Boundary	0.533
				Maintain	Paint	Hand	\$0.00	Property Boundary	1.03
						Totals	\$0.00		1.563
						Summary for 'PlanYear' = 2014			
						Totals	\$844.93		9.564
	2015								
		16 7N 10E							
			Property Activities						
				Maintain	Paint	Hand	\$317.43	Property Boundary	4.008
						Totals	\$317.43		4.008
		16 9N 20W							
			Property Activities						
				Maintain	Paint	Hand	\$528.26	Property Boundary	4.002
						Totals	\$528.26		4.002
		16 9N 21W							
			Property Activities						
				Maintain	Paint	Hand	\$225.72	Property Boundary	1.71
						Totals	\$225.72		1.71
						Summary for 'PlanYear' = 2015			
						Totals	\$1,071.42		9.72

Client Name	Plan Year	STR	Act. Name	Method	Practice	Application	Est. Cost	Act. Object	Est. Miles
	2016								
		16 6N 11E							
			Property Activities						
				Maintain	Paint	Hand	\$264.00	Property Boundary	2
						Totals	\$264.00		2
		16 6N 20W							
			Property Activities						
				Maintain	Paint	Hand	\$528.00	Property Boundary	4
						Totals	\$528.00		4
						Summary for 'PlanYear' = 2016			
						Totals	\$792.00		6
	2017								
		16 7N 20W							
			Property Activities						
				Maintain	Paint	Hand	\$525.76	Property Boundary	3.983
						Totals	\$525.76		3.983
						Summary for 'PlanYear' = 2017			
						Totals	\$525.76		3.983
	2018								
		16 8N 10E							
			Property Activities						
				Maintain	Paint	Hand	\$314.42	Property Boundary	3.97
						Totals	\$314.42		3.97
		16 8N 20W							
			Property Activities						
				Maintain	Paint	Hand	\$528.13	Property Boundary	4.001
						Totals	\$528.13		4.001

Client Name	Plan Year	STR	Act. Name	Method	Practice	Application	Est. Cost	Act. Object	Est. Miles
		16 8N 21W							
			Property Activities						
				Maintain	Paint	Hand	\$74.58	Property Boundary	0.533
							Totals	\$74.58	0.533
							Summary for 'PlanYear' = 2018		
							Totals	\$917.13	8.504
	2019								
		16 9N 20W							
			Property Activities						
				Maintain	Paint	Hand	\$528.26	Property Boundary	4.002
							Totals	\$528.26	4.002
		16 9N 21W							
			Property Activities						
				Maintain	Paint	Hand	\$225.72	Property Boundary	1.71
							Totals	\$225.72	1.71
							Summary for 'PlanYear' = 2019		
							Totals	\$753.98	5.712
	2020								
		16 6N 11E							
			Property Activities						
				Maintain	Paint	Hand	\$264.00	Property Boundary	2
							Totals	\$264.00	2
		16 6N 20W							
			Property Activities						
				Maintain	Paint	Hand	\$528.00	Property Boundary	4
							Totals	\$528.00	4
							Summary for 'PlanYear' = 2020		
							Totals	\$792.00	6

Client Name	Plan Year	STR	Act. Name	Method	Practice	Application	Est. Cost	Act. Object	Est. Miles
	2021								
		16 7N 20W							
			Property Activities						
				Maintain	Paint	Hand	\$525.76	Property Boundary	3.983
						Totals	\$525.76		3.983
						Summary for 'PlanYear' = 2021			
						Totals	\$525.76		3.983
						Summary for Lawrence Board of Education			
						Totals	\$7,125.59		63.51
Grand Totals							\$7,125.59		63.51

LAWRENCE COUNTY REVENUE – EXPENSES 2012-2021



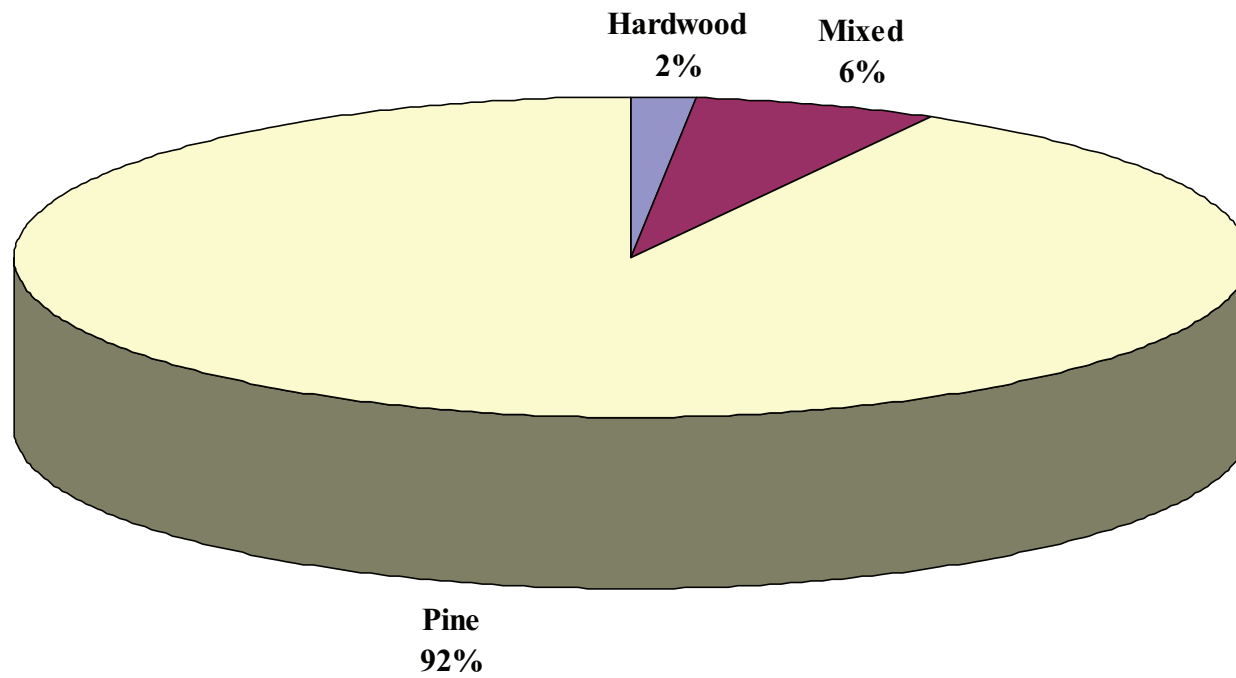
Filters Applied:

County: Lawrence
Client Class: School Trust Land

District: Southwest District
Client: Lawrence Board of Educat

STR:

Broad Cover Type Distribution



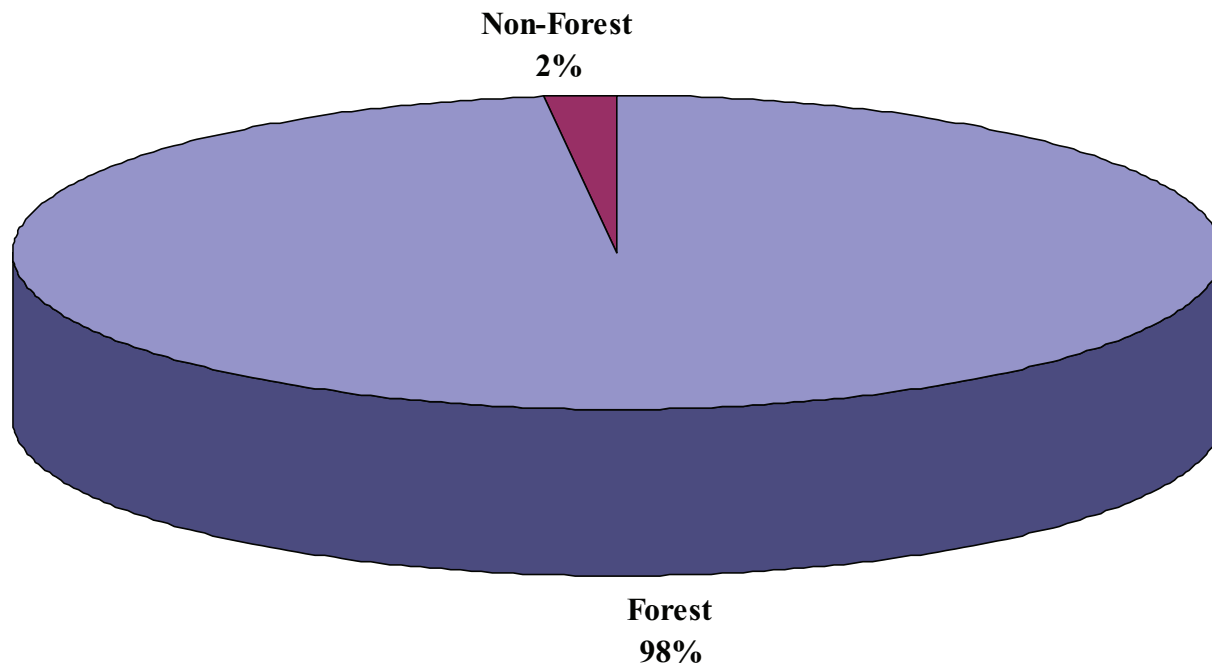
Filters Applied:

County: Lawrence
Client Class: School Trust Land

District: Southwest District
Client: Lawrence Board of Educat

STR:

Land Use Distribution



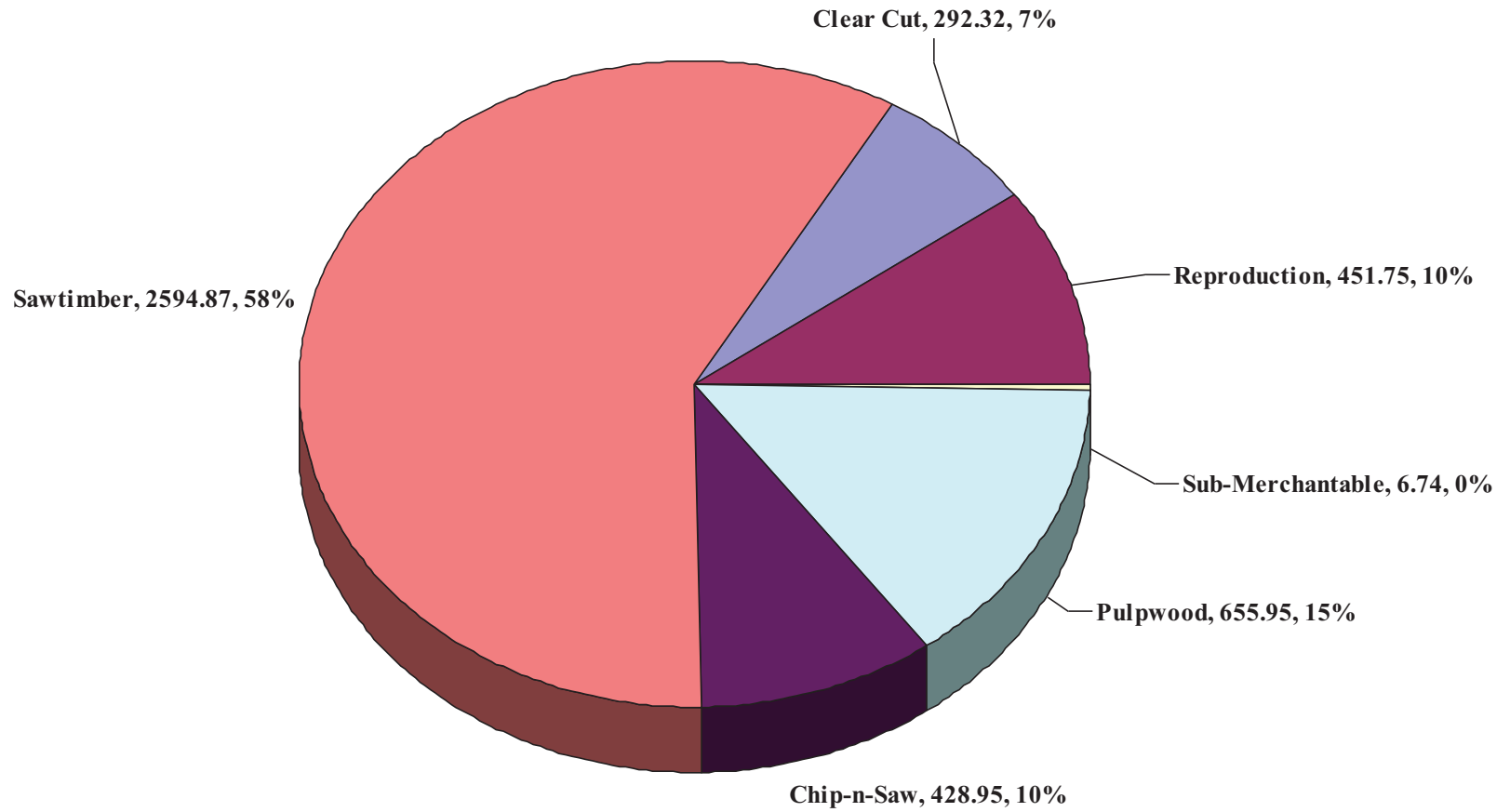
Filters Applied:

County:
Client Class:

District:
Client: Lawrence Board of Educat

STR:

Forested Stands Class Distribution by Acres



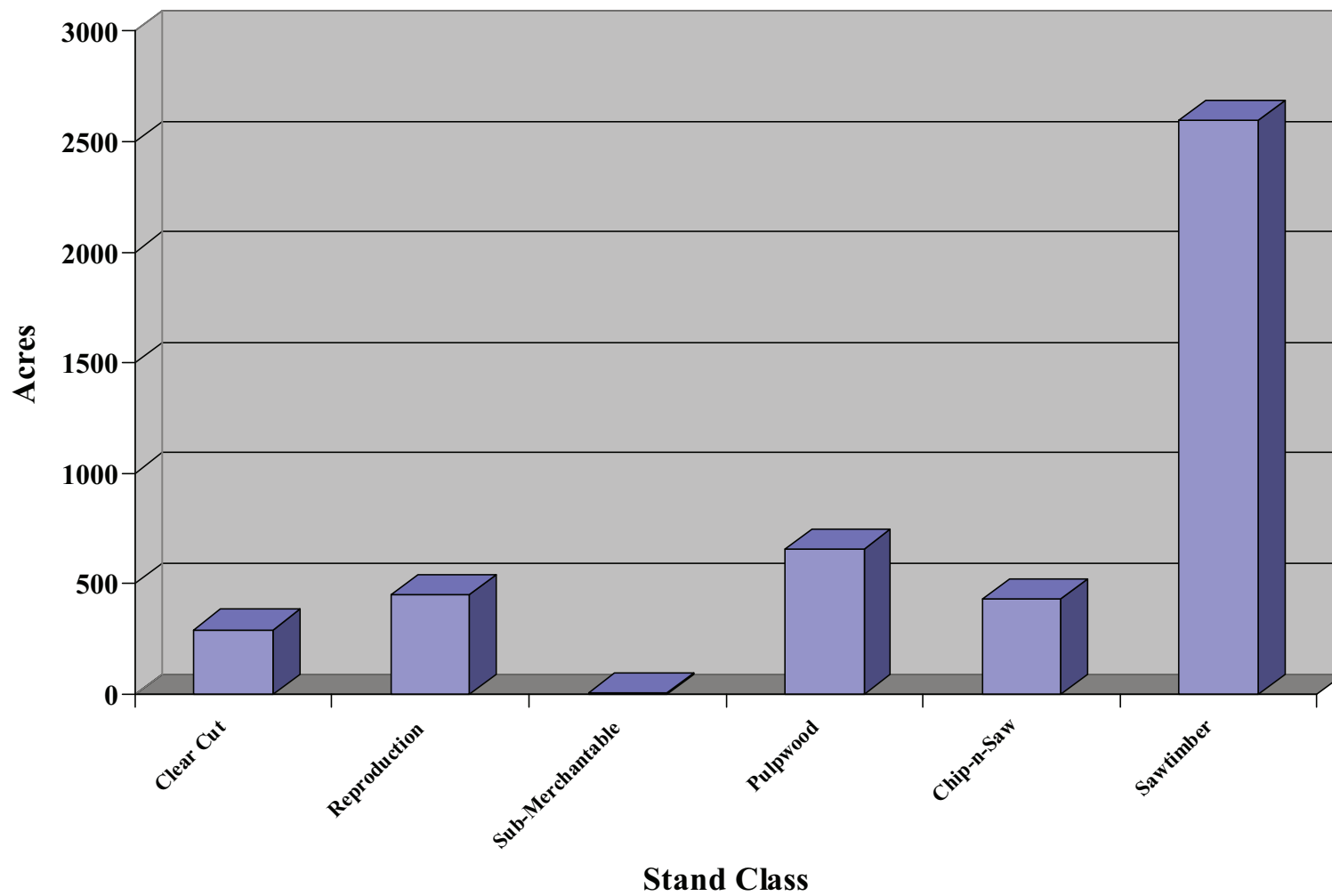
Filters Applied: County: Lawrence
District: Southwest District

Client: Lawrence Board of Educat
STR:

Broad Cover Type:
Client Class: School Trust Land

Stand Age: Through

Forested Stands Graph



Filters Applied: County: Lawrence
District: Southwest District

Client: Lawrence Board of Educat
STR:

Broad Cover Type:
Client Class: School Trust Land

Stand Age: Through

Age Distribution Graph

